

Certain specification(s) are based on engineering calculations and are not actual measurements. Specification(s) are provided for comparison purposes only and are subject to change without notice. Specification(s) for your individual Doosan equipment will vary based on normal variations in design, manufacturing, operating conditions, and other factors. Pictures of Doosan units may show other than standard equipment

DOOSAN

Hyundai Doosan Infracore Co., Ltd.

489 Injung-ro, Dong-gu, Incheon, South Korea

<http://global.doosanequipment.com>

DIPBE-00-2201

Hyundai Doosan Infracore is an affiliate of Hyundai Heavy Industries Group.

The Doosan trademark, **DOOSAN**, is used under license from Doosan Corporation.

DOOSAN

Construction Equipment

DX55-5C

Powered by **Innovation**



Photos may include optional equipment

Powered by **Innovation**

**SIMPLE AND ESSENTIAL,
JUST RIGHT FOR YOUR
DAILY WORK**

**The best choice for your
preferences DX55-5C**

Equipped with highly durable Yanmar engine,
the DX55-5C realized the highest fuel efficiency of the class
while maximized its uptime by improving quality, reliability and durability.

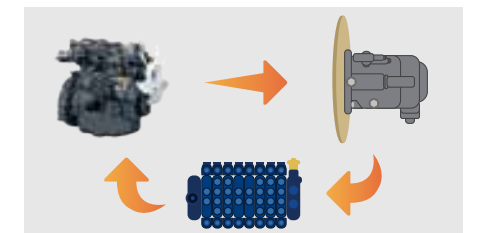


Photos may include optional equipment

* Above result is based on internal test, against the same operation weight machine.

ALL-ROUND VERSATILITY AND IMPROVED FUEL EFFICIENCY

Dedicated to the development of next generation machines with the design philosophy of reduced total cost of ownership, increased durability & maximized user profitability.



INCREASED PRODUCTIVITY AND IMPROVED FUEL ECONOMY

are attributed to the electronic optimization of the hydraulic system and the new generation engine.

IMPROVED ERGONOMICS

increases comfort and excellent all around visibility ensuring a safe and pleasant working environment.



IMPROVED RELIABILITY


is achieved through the use of high performance materials combined with new methods of structural stress analysis, which leads to increased component life expectancy, thus reducing operating costs.

REDUCED MAINTENANCE

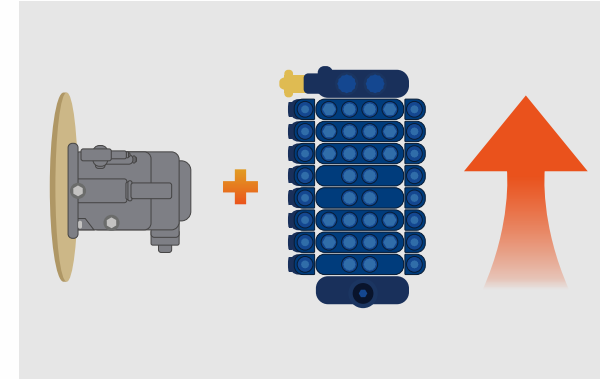
increases the availability and reduces operating costs of the excavator.

PERFORMANCE AND PRODUCTIVITY

DX55-5C ensures best performance with powerful excavating force and high-tech hydraulic system for better operation efficiency at any work site!



* Above image may differ from actual product.



SPEED SIGNIFICANTLY INCREASED

Improved load sensing closed-center hydraulic system uses the engine power more effectively, maximising pump output and offering more comfort, smoothness and accuracy regardless of the load.



OPTIMIZED LEVER CONTROL & AUTO IDLE

Ergonomically designed levers have very comfortable grips that allow the operator to perform precise operations very easily.



A SPACIOUS CABIN WITH ENHANCED COMFORT

Designed with low noise, low vibration work space for the operator, and an all weather air conditioner provides safe and pleasant work environment.



WIDER FIELD OF VIEW

The cabin window is enlarged to provide the operator with wider field of view for undisturbed operation.



INTERNAL UPGRADE, CUSTOM BUTTON DESIGN

Metal-texture plates used in luxurious cars and clustered switch design maximize work convenience and efficiency.

USER-CENTERED STORAGE SPACE

The cabin provides convenient small storage compartment. Cell phone and other electronic devices can be stored safely.

2. AIR CONDITIONING SYSTEM

The air-conditioner capacity has been greatly improved and the vents have been installed at both the front and rear of the operator's seat to maximize air-conditioning efficiency.

3. WIDE OPERATING SPACE

Wider and more pleasant working space provides an enhanced work environment.

4. NEW GAUGE PANEL


The new instrument panel is designed for easy monitoring of the machine operating conditions.





REINFORCED LARGE-SIZE DOZER BLADE

Dozer blade with increased soil removal capacity implemented by high-durability material and wide-area design.




OPTIMIZED TRACK FRAME STRUCTURE

The chassis is applied with a new design structure to remove stress concentration and improve machine durability and work stability.

RELIABILITY THROUGH FREQUENT TESTING

Designed for long-term all-round heavy duty performance

At Doosan, we use highly specialised design and analysis tools to make sure our machines are as robust and durable as can be. Our materials and structures undergo stringent testing for strength and resilience under the most extreme conditions.



1. BOOM AND ARM WITH ENHANCED DESIGN

Stress concentration is minimized by improving structural design and reducing weld joints. One-piece type boom support plate improves structural stability and durability of the boom.

2. BOOM CYLINDER COVER

Prevents scratches caused by boom collision during work and extends the service life of the boom cylinder.



DURABILITY

Built with quality-proven main components and durable design for minimized downtime

Manufactured with the finest quality main components customized precisely for excavator, this new machine offers the Best-in-Class power and durability.



ENGINE
The engine offers reliable power with market-proven durability and high fuel economy.



MAIN CONTROL VALVE
The machine can be precisely controlled in single and complex operations and the front hydraulic flow matched to the work load. This contributes to great fuel economy and smooth operation.



SWING AND TRAVEL
Quality guaranteed with a motor that has passed extensive tests and verification.



TECHNICAL SPECIFICATIONS

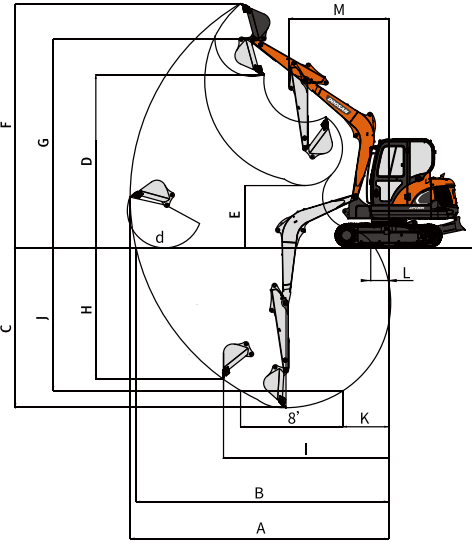
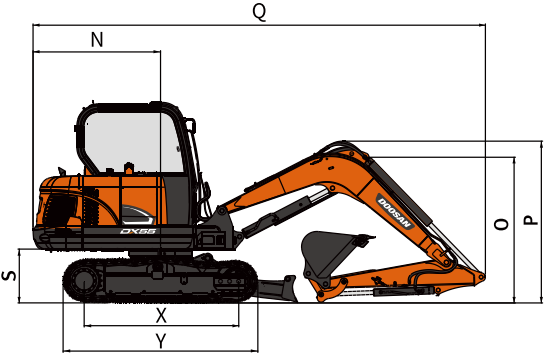
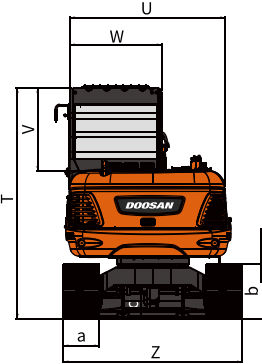
MAIN SPECIFICATIONS

Engine	
Model	4TNV94L
Rated power	36.2 kW/2,100 rpm
Main	
Boom	3,000 mm
Arm	1,600 mm
Bucket	0.18 m ³
Shoe width	380 mm
Operating weight	5.4 ton
Maximum Swing Speed	9.8 rpm
Travel speed (low-high)	4.6 / 2.9 km/h

Maximum digging force (ISO)	
Bucket	3.9 ton
Arm	2.8 ton

Fluid capacities	
Fuel tank	100 L
Hydraulic Oil tank	62 L

DIMENSIONS & WORKING RANGE



DX55-5C		
Tail swing radius	(mm) N	1,650
Shipping height (boom)	(mm) O	1,920
Shipping height (hose)	(mm) P	1,920
Shipping length	(mm) Q	5,870
Counterweight clearance	(mm) S	685
Tumbler distance	(mm) X	1,990
Track length	(mm) Y	2,540
Upperstructure width	(mm) U	1,870
Cab height above bonnet	(mm) V	1,265
Cab width	(mm) W	1,095
Height over cab	(mm) T	2,590
Undercarriage width	(mm) Z	1,860
Shoe width	(mm) a	380
Track height	(mm) b	615
Ground clearance	(mm) c	260

DX55-5C		
Max. digging reach	(mm) A	6,135
Max. digging reach (ground)	(mm) B	6,025
Max. digging depth	(mm) C	3,645
Max. loading height	(mm) D	4,110
Min. loading height	(mm) E	1,440
Max. digging height	(mm) F	5,725
Max. bucket pin height	(mm) G	4,890
Max. vertical wall depth	(mm) H	2,300
Max. radius vertical	(mm) I	4,860
Min. swing radius	(mm) M	2,430

* Dozer blade (width x height) (mm) 1,860 x 350

DoosanCONNECT® Telematics Service (OPTIONAL)

TELECOMMUNICATIONS Data flow from machine to web



TELEMATICS SERVICE TERMINAL

Telematics Service terminal is installed to machine / connected to EPOS™

TELECOMMUNICATION

GPS, EPOS™ data is sent to sedignated server by GSM, Satellite telecommunication

DOOSAN TELEMATICS SERVICE WEB

Doosan, Dealer, Customer can easily monitor the GPS, EPOS™ data from Core Telematics Service web

TELEMATICS SERVICE BENEFITS Doosan and dealer support customers to improve work efficiency with timely and responsive services

CUSTOMER

Improve work efficiency
Timely and preventive service
Improve operator's skills by comparing work pattern
Manage fleet more effectively

DEALER

Better service for customers
Provide better quality of service
Maintain machine value
Better understanding of market needs

DOOSAN

Responsive to customer's voice
Utilize quality-related field data
Apply customer's usage profile to deveping new machine

FUNCTIONS(WEB/APP) Doosan Telematics Service provides various functions to support your great performance



FUNCTION		EXCAVATOR	WHEEL LOADER	ADT
GPS	Location	All models	All models	All models
	Geo-fence	All models	All models	All models
Operation hours	Daily, Weekly, Monthly report	All models	All models	All models
	Total operation hours	All models	All models	All models
Maintenance parts	Preventive maintenance	All models	Tier 4 only	All models
	by item replacement cycle	All models	Tier 4 only	All models
Fault code/ Warning	Fault code	All models	Tier 4 only	All models
	Machine Warnings on Gauge Panel	All models	Tier 4 only	All models
Fuel information	Fuel level	All models	Tier 4 only	All models
	Fuel consumption	All models	Tier 4 only	All models
Dump capacity	Dump tonnage	N/A	N/A	All models
	Count of Work Cycle	N/A	N/A	All models

GLOBAL PARTS NETWORK

QUALITY-PROVEN MAIN COMPONENTS

Doosan provides fast and precise worldwide delivery of genuine Doosan parts through its global PDC (parts distribution center) network.



GLOBAL NETWORK

The global network of the GPDC (Global Parts Distribution Center) maximizes its supply rate by making sure that each center is stockpiled with all the critical parts required for businesses in its area. The network also minimizes the time and costs required for parts delivery by positioning PDCs close to major markets around the world. Doosan PDCs communicate with customers in their time zone, informing them that they are open for operation, and deliver parts to them as early as possible.

THE GLOBAL PARTS DISTRIBUTION CENTER NETWORK

PDCs had been set up as shown below, including Mother PDC in Ansan, Korea. The eight other PDCs include one in China (Yantai), three in USA (Seattle, Atlanta and Miami), two in Europe (Germany and the UK), one in the Middle East (UAE), and one in Asia (Singapore).



PDC BENEFIT

Distribution Cost Reduction

Maximum Parts supply rate

Shortest distance/ time parts delivery

Real-time service support

Minimum downtime